



2023 NATIONAL NEEDS ASSESSMENT INFOGRAPHIC

A brief glance at the results of the 2023 Family and Youth Services Bureau (FYSB) RHYTTAC National Needs Assessment survey.

PRESENTED BY CHAPIN HALL AT THE UNIVERSITY OF CHICAGO



RHYTTAC assists organizations in developing and implementing effective approaches to serve young people experiencing homelessness or at risk of experiencing homelessness.

RHYTTAC gathers information on the changing needs and demands of grantees to guide the development of future tools, resources, and trainings.

The annual National Needs Assessment (NNA) survey provides FYSB RHY grantees an opportunity to share their training and technical assistance (TTA) needs. RHYTTAC and FYSB will use the results of the survey to identify priorities for RHYTTAC trainings, webinars, and TTA for the following year, as well as inform the agenda for the annual RHY National Grantee Training and Regional Training events.



SURVEY QUESTION CONTENT

The NNA contained both quantitative and qualitative survey items to assess TTA needs. The results of the NNA inform RHYTTAC about the type, format, frequency, and topics for TTA in the upcoming fiscal year and lay the groundwork for incorporating continuous quality improvement in RHYTTAC's services.

SURVEY SECTIONS:



Background/Organizational Characteristics



TTA for Monitoring Visits



RHYTTAC Utilization/Experiences



TTA for :

- Operations and Leadership
- Improvement within FYSB RHY Program's 4 Core Outcome Areas
- Outcomes Measurement
- Cross-system Collaborations
- Responding to Public Health and Community Emergencies



Screening and Assessment Use and Training Needs



Evidence- Based/Informed Practices and Programs

WHO COMPLETED THE SURVEY:

Over 3/4 of responding grantees operate a FYSB-funded Basic Center Program (BCP)*



48% Transitional Living Programs



39% Street Outreach Programs



22% Maternity Group Homes



76% Operate more than one FYSB-funded program



52% Basic Center Programs

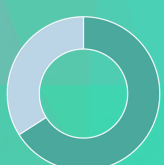
*Respondents can have more than one FYSB grant.



59% of grantees who operate FYSB-funded RHY programs responded to the NNA

Survey responses represent:

- All ten FYSB regions. Distribution of responses mirrors the distribution of RHY grantees across the ten regions
- Most (69%) include perspectives from both executive leadership and direct program staff
- Represent programs of all sizes in nearly equal proportions



More than half (66%) of grantees reported serving less than 100 youth each year

Nearly half (47%) of grantees serve urban/suburban areas



WHAT DID THE SURVEY FIND?



We value the ongoing check in and TA around service delivery and our project. The support and tools are utilized to provide the best services and resources to clients within the project.



Top TTA Topics to Support Leadership and Operations Needs:

- 1 Staff Retention, Training, Development
- 2 Diversity, Equity, and Inclusion
- 3 Outcomes Measurement
- 4 Equity in Youth Engagement
- 5 Staff Mental Health and Well-being

NEARLY ALL GRANTEES (90%) NEED TTA ON MEASURING AT LEAST ONE OF FYSB RHY PROGRAM'S 4 CORE OUTCOMES AREAS.

In each outcome area, grantees identified the TTA topics that would most help their organization improve young people's outcomes. The majority also reported needing TTA on measuring outcomes in each core outcome area (%).

Safe and Stable Housing



- 1 Aftercare services
- 2 Family strengthening
- 3 Crisis intervention techniques

Education or Employment



- 1 Education and career pathways
- 2 Assessing educational connections
- 3 Workforce collaborations

Permanent Connections



- 1 Case management for youth
- 2 Facilitating social networks
- 3 Family strengthening

Social and Emotional Well-being

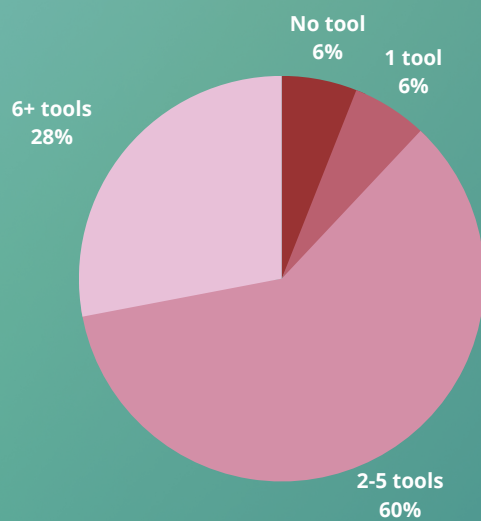
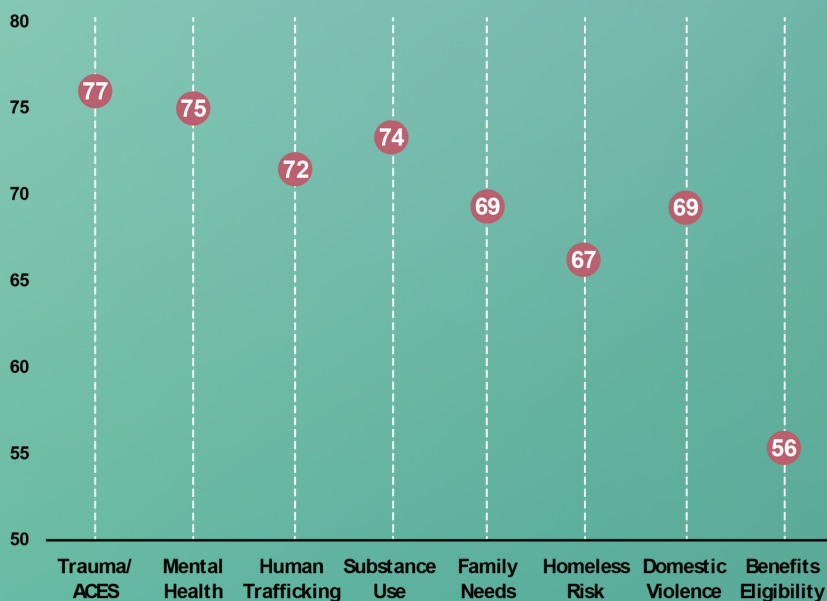


- 1 Harm reduction
- 2 Trauma
- 3 Coping strategies

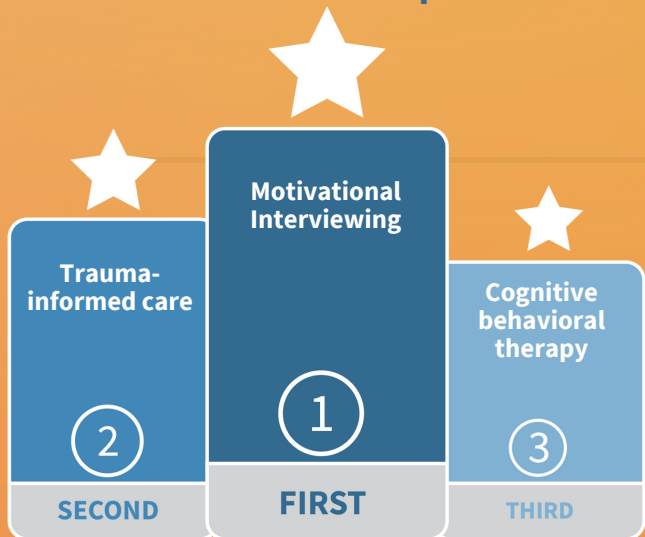
Most grantees think it is important for their organization to receive TTA on assessments that screen for trauma/Adverse Childhood Experiences (ACEs), mental health, and human trafficking.

Nearly all grantees (90%) reported that their organization uses two or more assessment and screening tools

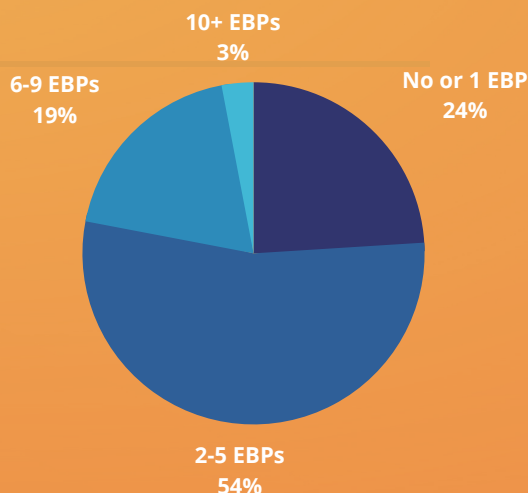
% interested in TTA for screening and assessment topic



Most common EBPs implemented:



Nearly two-third of grantees reported that their organization provides between two and five evidence-based programs in their RHY programming.



69% of grantees indicated that they need TTA to support their implementation of EBPs.

75% of grantees indicated that they would attend TTA on continuous quality improvement (CQI) practices.

Cross-system collaboration practices and TTA needs:

The most common systems grantees reported routinely partnering with are:

Grantees reported TTA on cross-system partnerships to:



Behavioral health systems



Education systems/school



Child Welfare

ADDRESS YOUTH'S MENTAL HEALTH (56%)

MEET YOUTH'S HOUSING NEEDS (53%)

PREVENT YOUTH HOMELESSNESS (50%)



Family & Youth Services Bureau

Runaway and Homeless Youth Training & Technical Assistance Center

For more information, contact Colleen Schlecht, cschlecht@chapinhall.org, at Chapin Hall.